



Dimension: 199 × 98 × 38mm

Features:

- 180~264VAC input range
- Small volume, low weight, high efficiency
- Protections : short circuit/over load/over voltage/over temperature
- Cooling by DC fan
- Built-in fan speed control
- LED indicator for power on
- 100% full load burn-in test
- 2 Years warranty



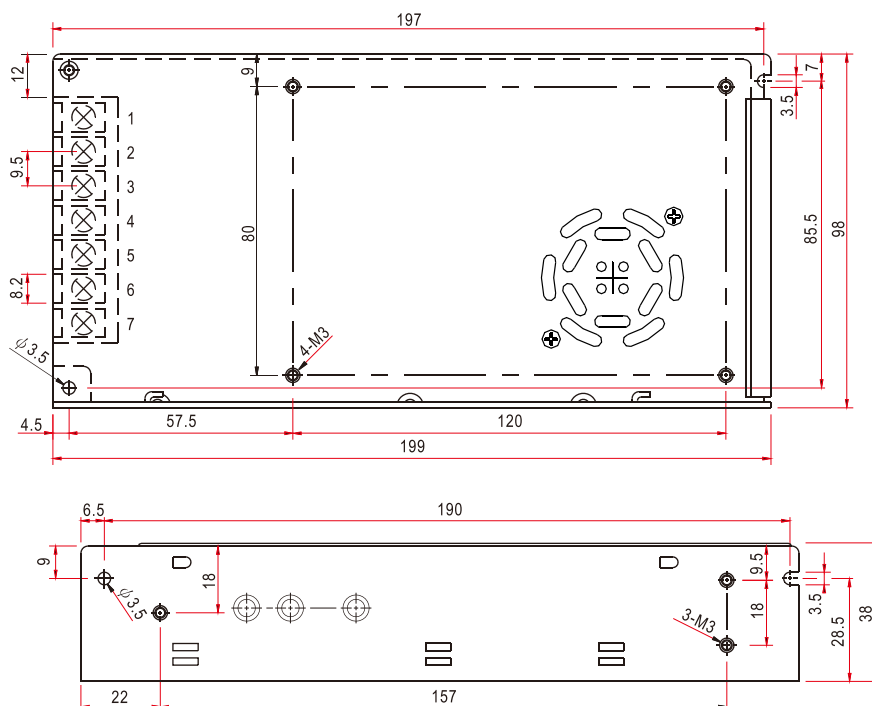
SPECIFICATION

Model		TLPZ-12-350	TLPZ-24-350
Output	DC voltage	12V	24V
	Voltage tolerance	± 2%	± 2%
	Rated current	29A	14.6A
	Current range	0 ~ 29A	0 ~ 14.6A
	Rated power	348W	350.4W
	Ripple&noise	200mVp-p	220mVp-p
	DC voltage ADJ. range	± 10%	± 10%
Setup, rise, hold up time		600ms, 20ms, 24ms/230VAC	
Input	Voltage range	180~264VAC 47 ~ 63Hz, 254 ~ 373VDC	
	AC current	4.5/230VAC	
	Efficiency	86%	88%
	Inrush current	Cold start 65A/230VAC	
	leakage current	< 3.5mA/240VAC	
Protection	Overload	Rated output power 110% ~ 135% Start overload protection	
		Protection type: hiccup mode, auto-recovery after fault condition is removed	
	Over voltage	16.2~18.8V	30.8~33.8V
		Protection type: hiccup mode, auto-recovery after fault condition is removed	
	Over temperature	≥ 95°C ± 5°C (TSW1 detect on radiator of power transistor)	
		Protection type: cutoff output, auto-recovery after temperature become normal	
Environment	Working temp, humidity	-10°C ~ +50°C; 20% ~ 90%RH (Please refer to "derating curve")	
	Storage temp, humidity	-25°C ~ +85°C; 10% ~ 95%RH Non-condensing	
	Withstand vibration	10 ~ 500Hz, 2G 10min./1Cycle, Period for 60min, Each axes	
Safety	Withstand voltage	I/P-O/P: 1.5KVAC I/P-FG: 1.5KVAC O/P-FG: 0.5KVAC	
	Isolation resistance	I/P-O/P: I/P-FG, O/P-FG: 100M Ohms/500VDC	
Fit standard	Safety standard	Compliance to UL1012, UL60950-1, GB4943	
	EMC Standard	Compliance to EN55022, EN61000-3-2, CLASS A	
Others	Dimension	199*98*38 (L*W*H)	
	Weight	0.65kg/45pcs/30.5kg/0.041m³/1.44CUFT	
	MTBF	210K hrs min. MIL-HDBK-217F(25°C)	

Note: 1. All parameters NOT specially mentioned are measured at 230VAC input, rated load and 25°C of ambient temperature.
 2. Ripple & noise are measured at 20MHz of bandwidth by using a 12" twisted pair-wire terminated with a 0.1uf & 47uf parallel capacitor.
 3. Tolerance : includes set up tolerance, line regulation and load regulation.

Mechanical specification

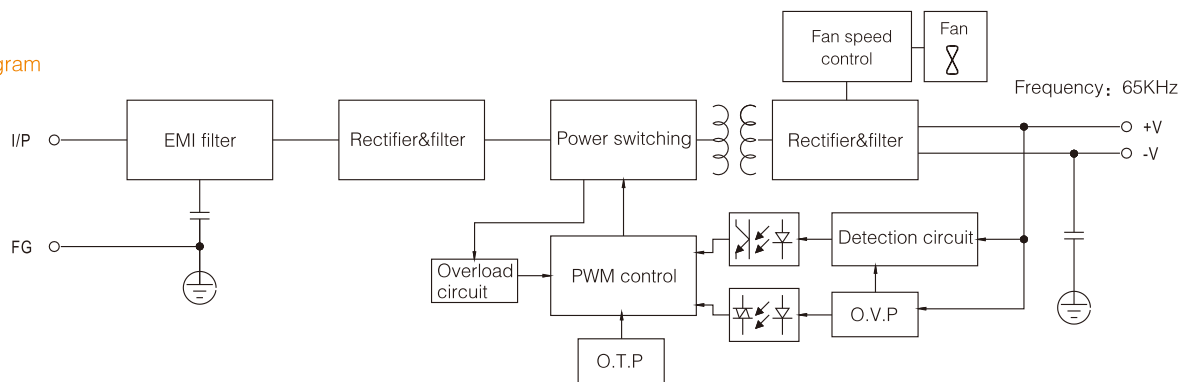
Unit:mm



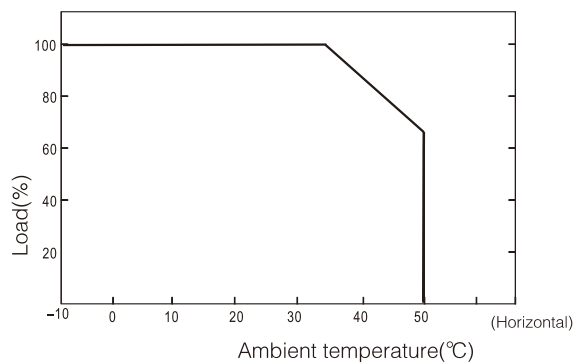
Terminal Pin No.Assignment

Pin No.	Assignment	Pin No.	Assignment
1	AC/L	4	DC OUTPUT -V
2	AC/N	5	DC OUTPUT +V
3	FG \perp		

Block diagram



Derating curve



Static characteristic

